


# Monto All Breeds Bull Sale 2023


## Lot 51 Redline Thallon 22/036

August 2023 Brangus BREEDPLAN														
	Gestation Length (days)	Birth Wt. (kg)	200 Day Wt. (kg)	400 Day Wt. (kg)	600 Day Wt. (kg)	Mat. Cow Wt. (kg)	Milk (kg)	Scrotal Size (cm)	Carcase Wt. (kg)	Eye Muscle Area (sq.cm)	Rib Fat (mm)	Rump Fat (mm)	Retail Beef Yield (%)	IMF (%)
EBV	-	+0.8	+15	+36	+37	+39	-	+0.8	+21	+1.4	-0.4	-0.5	+0.5	+0.3
<a href="#">Accuracy</a>	-	39%	57%	59%	58%	44%	-	70%	50%	42%	48%	48%	38%	36%
Breed Avg. EBVs for 2021 Born Calves <a href="#">Click for Percentiles</a>														
EBV	-0.7	-0.2	+10	+20	+21	+19	-2	+0.5	+12	+1.2	+0.1	+0.1	+0.4	+0.2

**Traits Analysed:** 200WT,400WT,600WT,SS,FAT,EMA,IMF

SELECTION INDEX VALUES		
Market Target	Index Value	Breed Average
Export Steer Index (\$)	+\$ 31	+\$ 19
Domestic Steer Index (\$)	+\$ 29	+\$ 20


## Lot 52 Redline Theodore 22/011

August 2023 Brangus BREEDPLAN														
	Gestation Length (days)	Birth Wt. (kg)	200 Day Wt. (kg)	400 Day Wt. (kg)	600 Day Wt. (kg)	Mat. Cow Wt. (kg)	Milk (kg)	Scrotal Size (cm)	Carcase Wt. (kg)	Eye Muscle Area (sq.cm)	Rib Fat (mm)	Rump Fat (mm)	Retail Beef Yield (%)	IMF (%)
EBV	-	+1.5	+16	+33	+46	+52	-1	-0.2	+21	+1.6	-0.1	-0.1	+0.6	+0.3
<a href="#">Accuracy</a>	-	46%	62%	64%	65%	53%	38%	73%	56%	48%	54%	54%	44%	42%
Breed Avg. EBVs for 2021 Born Calves <a href="#">Click for Percentiles</a>														
EBV	-0.7	-0.2	+10	+20	+21	+19	-2	+0.5	+12	+1.2	+0.1	+0.1	+0.4	+0.2

**Traits Analysed:** 200WT,400WT,600WT,SS,FAT,EMA,IMF

SELECTION INDEX VALUES		
Market Target	Index Value	Breed Average
Export Steer Index (\$)	+\$ 28	+\$ 19
Domestic Steer Index (\$)	+\$ 32	+\$ 20


**Lot 53 Redline Tambo 22/095**

<b>August 2023 Brangus BREEDPLAN</b>														
	Gestation Length (days)	Birth Wt. (kg)	200 Day Wt. (kg)	400 Day Wt. (kg)	600 Day Wt. (kg)	Mat. Cow Wt. (kg)	Milk (kg)	Scrotal Size (cm)	Carcase Wt. (kg)	Eye Muscle Area (sq.cm)	Rib Fat (mm)	Rump Fat (mm)	Retail Beef Yield (%)	IMF (%)
<b>EBV</b>	-	+0.1	+12	+41	+39	+37	-	+1.0	+24	+2.9	+0.9	+1.1	+0.5	+0.5
<b>Accuracy</b>	-	40%	56%	58%	57%	44%	-	69%	49%	41%	48%	48%	37%	34%
Breed Avg. EBVs for 2021 Born Calves <a href="#">Click for Percentiles</a>														
<b>EBV</b>	-0.7	-0.2	+10	+20	+21	+19	-2	+0.5	+12	+1.2	+0.1	+0.1	+0.4	+0.2

**Traits Analysed: 200WT,400WT,600WT,SS,FAT,EMA,IMF**

<b>SELECTION INDEX VALUES</b>		
<b>Market Target</b>	<b>Index Value</b>	<b>Breed Average</b>
Export Steer Index (\$)	+\$ 38	+\$ 19
Domestic Steer Index (\$)	+\$ 36	+\$ 20


**Lot 54 Redline Tully 22/431**

<b>August 2023 Brangus BREEDPLAN</b>														
	Gestation Length (days)	Birth Wt. (kg)	200 Day Wt. (kg)	400 Day Wt. (kg)	600 Day Wt. (kg)	Mat. Cow Wt. (kg)	Milk (kg)	Scrotal Size (cm)	Carcase Wt. (kg)	Eye Muscle Area (sq.cm)	Rib Fat (mm)	Rump Fat (mm)	Retail Beef Yield (%)	IMF (%)
<b>EBV</b>	-	-1.0	+2	+11	+18	+23	+2	-0.2	+8	+0.5	+0.1	0.0	+0.2	+0.3
<b>Accuracy</b>	-	45%	62%	64%	64%	52%	35%	73%	54%	46%	52%	52%	42%	39%
Breed Avg. EBVs for 2021 Born Calves <a href="#">Click for Percentiles</a>														
<b>EBV</b>	-0.7	-0.2	+10	+20	+21	+19	-2	+0.5	+12	+1.2	+0.1	+0.1	+0.4	+0.2

**Traits Analysed: 200WT,400WT,600WT,SS,FAT,EMA,IMF**

<b>SELECTION INDEX VALUES</b>		
<b>Market Target</b>	<b>Index Value</b>	<b>Breed Average</b>
Export Steer Index (\$)	+\$ 13	+\$ 19
Domestic Steer Index (\$)	+\$ 17	+\$ 20

**Lot 55 Redline Tansey 22/497**

<b>August 2023 Brangus BREEDPLAN</b>															
	Gestation Length (days)	Birth Wt. (kg)	200 Day Wt. (kg)	400 Day Wt. (kg)	600 Day Wt. (kg)	Mat. Cow Wt. (kg)	Milk (kg)	Scrotal Size (cm)	Carcase Wt. (kg)	Eye Muscle Area (sq.cm)	Rib Fat (mm)	Rump Fat (mm)	Retail Beef Yield (%)	IMF (%)	
<b>EBV</b>	-	-0.9	+5	+18	+12	+2	-	+1.5	+8	+1.1	+0.8	+0.9	0.0	+0.5	
<u>Accuracy</u>	-	41%	57%	61%	60%	46%	-	70%	51%	43%	50%	50%	39%	37%	
<b>Breed Avg. EBVs for 2021 Born Calves <a href="#">Click for Percentiles</a></b>															
<b>EBV</b>	-0.7	-0.2	+10	+20	+21	+19	-2	+0.5	+12	+1.2	+0.1	+0.1	+0.4	+0.2	

**Traits Analysed: 200WT,400WT,600WT,SS,FAT,EMA,IMF**

<b>SELECTION INDEX VALUES</b>		
<b>Market Target</b>	<b>Index Value</b>	<b>Breed Average</b>
Export Steer Index (\$)	+\$ 18	+\$ 19
Domestic Steer Index (\$)	+\$ 18	+\$ 20